

ALL-NEW ERTIGA CRUISE (HYBRID)



YOUR GEAR

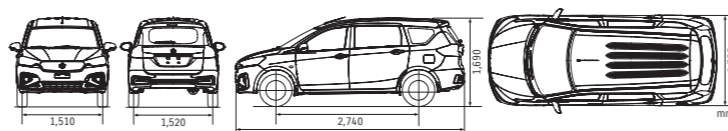
ALL-NEW ERTIGA (HYBRID)

SPESIFIKASI / SPECIFICATIONS

DIMENSI / DIMENSION			
Panjang keseluruhan / Overall length	mm		4.395
Lebar keseluruhan / Overall width	mm		1.735
Tinggi keseluruhan / Overall height	mm		1.690
Jarak poros roda / Wheelbase	mm		2.740
Jarak pijak / Tread	Depan / Front	mm	1.510
	Belakang / Rear	mm	1.520
Radius putar minimum / Minimum turning radius	m		5.2
Jarak terendah / Ground clearance	mm		180
KAPASITAS / CAPACITIES			
Tempat duduk / Seating capacity	Orang / Persons		7
Tangki bahan bakar / Fuel tank capacity	Liter / Litres		45
MESIN / ENGINE			
Jenis / Type	K15B, DOV, VVT	Smart Hybrid Vehicle by Suzuki (K15B + ISG + Lithium Ion)	
Silinder / Number of cylinders			4
Jumlah katup / Number of valves			16
Isi silinder / Piston displacement			1.462 cc
Diameter x langkah / Bore x stroke			74,0 x 85,0 mm
Perbandingan kompresi / Compression ratio			10,5
Daya Maksimum / Maximum output			104,7/6.000 PS / rpm
Momen puntir maksimum / Maximum torque			138/4.400 Nm / rpm
Distribusi bahan bakar / Fuel distribution			Multipoint injection

TRANSMISI / TRANSMISSION		MT	AT
		GA, GL, GX, Cruise	GL, GX, Cruise
Perbandingan gigi / Gear ratio	1st	3.909	2.875
	2nd	2.043	1.568
	3rd	1.407	1.000
	4th	1.065	0.697
	5th	0.769	N.A.
Mundur / Reverse		3.250	2.300
	Perbandingan gigi akhir / Final gear ratio	4.353	4.375
RANGKA / CHASSIS			
Sistem kemudi / Steering		Rack & Pinion	
Suspensi / Suspension	Depan / Front	MacPherson strut with coil spring	
	Belakang / Rear	Torsion beam with coil spring	
Rem / Brakes	Depan / Front	Ventilated disc	
	Belakang / Rear	Drum	
Ukuran Ban / Tyres		185/65/15	

Catatan: Untuk peningkatan dan penyesuaian dengan perkembangan teknologi spesifikasi ini sewaktu-waktu dapat berubah tanpa pemberitahuan terlebih dahulu.



PERLENGKAPAN / EQUIPMENT


	GA	GL	GX	CRUISE
CHASSIS				
Tyres and wheels	185/65R15 steel wheels	185/65R15 painted	185/65R15 polished	185/65R15 polished
Spare tyre and wheel	185/65R15 + steel wheels same size (ground type)	•	•	•
EXTERIOR				
Front grille	Black	•	•	•
Chrome	•	•	•	•
Front bumper garnish	Gray (center) / Black (side)	black	•	black
Chrome	•	chrome	chrome	•
Outside door handles	Body coloured	•	•	•
VISIBILITY				
Automatic lamps	•	•	•	•
Fog lamp	Front (LED)	•	•	•
Rear combination lamps	LED	•	•	•
Green-tinted windows	•	•	•	•
Wipers	Front: 2 speeds (low, high) + adjustable intermittent + washer	•	•	•
Rear: 1 speed + intermittent + washer	•	•	•	•
Rear window demister	•	•	•	•
Outside door mirrors	Body coloured	•	•	•
With built-in turn signal lamp	•	•	•	•
Manual dimming	•	•	•	•
Day / night rearview mirror	•	•	•	•
STEERING AND INSTRUMENT PANEL				
3-spoke steering wheel	•	•	•	•
Leather Covered	•	•	•	•
With audio controls	•	•	•	•
With cruise controls	•	•	•	•
With hands-free phone control	•	•	•	•
Tilt-adjust	•	•	•	•
Information Display integrated into meter cluster	•	•	•	•
4.2-inch colour LCD	•	•	•	•
Clock	•	•	•	•
Fuel consumption	•	•	•	•
Driving range	•	•	•	•
Average speed	•	•	•	•
Gear shift indicator (AT)	•	•	•	•
Light-off and key reminder	•	•	•	•
Door ajar reminder	•	•	•	•
Driver's seatbelt reminder	Lamp & alarm	•	•	•
Passenger's seatbelt reminder	Lamp & alarm	•	•	•
Instrument panel ornament	Coloured	black	black	•
Film - pattern	•	•	•	•
wooden charcoal	•	•	•	•
carbon	•	•	•	•
DRIVING AMENITIES				
Electric windows	Front & Rear	•	•	•
Central door locking	Switch on driver's side	•	•	•
Remote-control door locks	With hazard lamp answerback function	•	•	•
Keyless push start system	•	•	•	•
Air conditioner	Manual	•	•	•
Automatic	•	•	•	•
Heater	•	•	•	•
Pollen filter	•	•	•	•
Audio	Antenna	•	•	•
Front & Rear speakers	•	•	•	•
8 Inch touchscreen	•	•	•	•
Cruise control	•	•	•	•

	GA	GL	GX	CRUISE
INTERIOR				
Cabin lights	Front map light (3-position)	•	•	•
Centre cabin light (3-position)	•	•	•	•
Sun visors	With ticket holder	•	•	•
With vanity mirror	•	•	•	•
Assist grips	•	•	•	•
Cup holder	Front x 2	•	•	•
Bottle holder	Front & Rear	•	•	•
Shift knob	Black with silver accent	•	•	•
Parking brake release button	Black	•	•	•
Chrome	•	•	•	•
USB port	Console box	•	•	•
12V accessory socket	Front console	•	•	•
Door trim ornament	Black	•	•	•
Silver	•	•	•	•
Inside door handles	Black	•	•	•
Chrome	•	•	•	•
SEATS				
Front seats	Seat Height Adjuster (Driver side)	•	•	•
Seatback Pocket (Passenger Side)	•	•	•	•
Rear seat	60:40 - split single fold	•	•	•
Head restraints x 3	2	2	2	2
SAFETY AND SECURITY				
ABS, EBD, BA	•	•	•	•
ESP**	•	•	•	•
Hill Hold Control	•	•	• (AT)	• (AT)
Parking sensors	•	•	•	•
SRS front dual airbags	•	•	•	•
Seatbelts	Front & Rear: 3-point ELR seatbelts with pretensioner, and force limiter	•	•	•
ISOFIX child seat anchorages	x2	•	•	•
Child seat tether anchorages	x3	side	side	side
Childproof rear door locks	•	•	•	•
Side impact door beams	•	•	•	•
Immobilizer	•	•	•	•
Freewheeling key indicators	•	•	•	•
Security alarm	•	•	•	•
DRL (Daytime Running Lights)	•	•	•	•
High-mount stop lamp	•	•	•	•
Emergency stop signal	•	•	•	•

ESP adalah merek dagang yang terdaftar untuk Daimler AG. ESP** didesain untuk membantu driver agar mudah dikendalikan, tetapi, efektivitasnya tergantung oleh kondisi berkendara dan keadaan permukaan jalan. Jika ban melewati limit pengendalian dan roda mulai berputar atau tergelincir, efektivitasnya mungkin akan berkurang.

Informasi lebih lanjut hubungi:

Informasi lengkap kunjungi <https://www.suzuki.co.id/automobile/ertiga>



TWO TONE COLOR
(PEARL SNOW WHITE BODY COLOR
+ COOL BLACK ROOF)



REAR UNDER SPOILER



FRONT UNDER SPOILER



SIDE UNDER SPOILER & SIDE BODY DECAL



FRONT GARNISH BUMPER



REAR UPPER SPOILER



CARBON FIBER INTERIOR ORNAMENT



RED STITCH SEAT COVER



DUAL TONE ALLOY WHEEL



THE BREAKTHROUGH
PRODUCT OF THE YEAR
MARKETERS EDITORS
CHOICE AWARD 2018

THE BEST COST
OF OWNERSHIP
GRISTO AWARD 2019

THE BEST MPV
JIMS 2018

BEST CABIN
INSULATION
MOBIL MOTOR 2018

THE BREAKTHROUGH
PRODUCT OF THE YEAR
MARKETERS EDITORS
CHOICE AWARD 2022

GEAR TO EXHILARATE
**CRUISE TO ENERGIZE
YOUR LIFE**

SCAN HERE
FOR FURTHER
PRODUCT INFORMATION



SPLENDID FEATURES FOR UPGRADED DRIVE

Nikmati hari yang lebih baik dan perjalanan yang lebih seru bersama All New Ertiga Hybrid yang dilengkapi fitur-fitur terkini untuk seluruh keluarga.



HYBRID EMBLEM (Cruise, GX)



PROJECTOR HEADLAMPS WITH AUTO HEADLIGHT & GUIDE ME LIGHT (Cruise, GX)



ELECTRIC AND AUTO FOLDABLE MIRROR WITH TURN SIGNAL LAMP (Cruise, GX)



SMART ENTRY & SMART KEY (Cruise, GX)



PUSH START/STOP BUTTON (Cruise, GX)



LED REAR COMBINATION LAMP WITH LIGHT GUIDE (Cruise & GX)



BACKDOOR GARNISH



SHORT POLE ANTENNA (Cruise, GX & GL)



LED HIGH MOUNT STOP LAMP (Cruise, GX & GL)

POSITIVE INNOVATION TO ENERGIZE YOUR LIFE

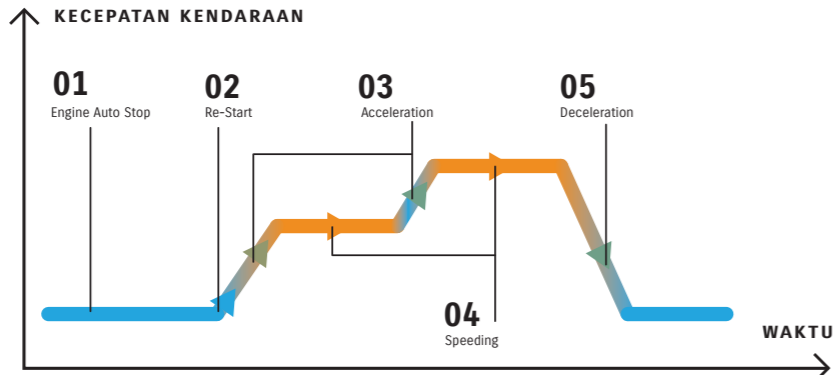
K15B + SMART HYBRID VEHICLE BY SUZUKI (SHVS)

Inovasi Suzuki lewat teknologi pintar Integrated Starter Generator (ISG) dengan baterai Lithium-ION yang menyimpan energi ke baterai saat kendaraan melambat dan memberikan tambahan daya saat akselerasi juga memberikan efisiensi dengan fitur Engine Auto Stop. Getaran mesin yang lebih halus dan konsumsi BBM yang semakin irit dan ramah lingkungan.

Teknologi futuristik dengan struktur sederhana memberikan performa optimal, ditambah fitur pintar untuk pengalaman berkendara lebih baik.



*Syarat dan ketentuan berlaku



- 01 Engine Auto Stop**
Fitur yang secara otomatis mematikan mesin saat mobil berhenti untuk meningkatkan efisiensi bahan bakar.
- 02 Re-Start**
Fitur yang mengirim tenaga dari baterai ke ISG ketika mesin dinyalakan kembali setelah mengaktifkan Engine Auto Stop.
- 03 Acceleration**
Teknologi ISG menambah tenaga ke mesin untuk putaran mesin yang lebih ringan dan bahan bakar yang lebih irit bahkan saat akselerasi.
- 04 Speeding**
Saat melaju dengan kondisi normal, baterai litium menghentikan pasokan tenaga ke ISG. Ini membuat mesin bisa bekerja sendiri untuk menggerakkan kendaraan.
- 05 Deceleration**
Saat kecepatan melambat, ISG akan memanfaatkan putaran mesin untuk mengisi baterai.

note: ilustrasi di atas hanya untuk menggambarkan transmisi AT.



ASPIRING COMFORT FOR FINEST EXPERIENCE

Perjalanan bersama keluarga terasa lebih menyenangkan, dengan kabin lega, jok yang lebih nyaman, serta berbagai fitur yang memberikan kenyamanan untuk semua.



INTERIOR ORNAMENT
Material Baru dengan Aksen Carbon Fiber (Cruise) dan Charcoal (GX)



METER CLUSTER WITH MID (Cruise & GX)



CRUISE CONTROL (Cruise & GX)



VENTILATED CUP HOLDER (Cruise & GX)



AC DIGITAL AUTO CLIMATE WITH HEATER (Cruise & GX)



HEAD UNIT 8 INCH TOUCHSCREEN WITH MIRRORING (Cruise, GX & GL)



2ND ROW ARMREST (Cruise, GX & GL)



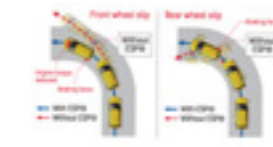
BLACK & GREY INTERIOR AMBIENCE Lebih Nyaman dan Berkelas



LARGE LUGGAGE CAPACITY

SAFETY FEATURES FOR ASSURED CRUISE

Keamanan merupakan faktor penting dalam mobil keluarga. Suzuki All New Ertiga Hybrid dilengkapi dengan fitur-fitur keamanan dan keselamatan berstandar internasional.



ESP***(ELECTRONIC STABILITY PROGRAMME) (Cruise & GX)



HILL HOLD CONTROL (AT: Cruise & GX)




ISOFIX



FIRE EXTINGUISHER



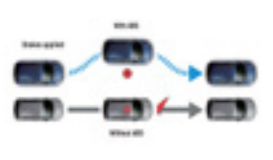
REAR CAMERA (Cruise)



DUAL SRS AIRBAGS



ABS, EBD, BA



HEARTECT



PARKING SENSORS (Cruise, GX & GL)

COLOR VARIANT

